

Budget Update



Ms Kathryn Kolbe

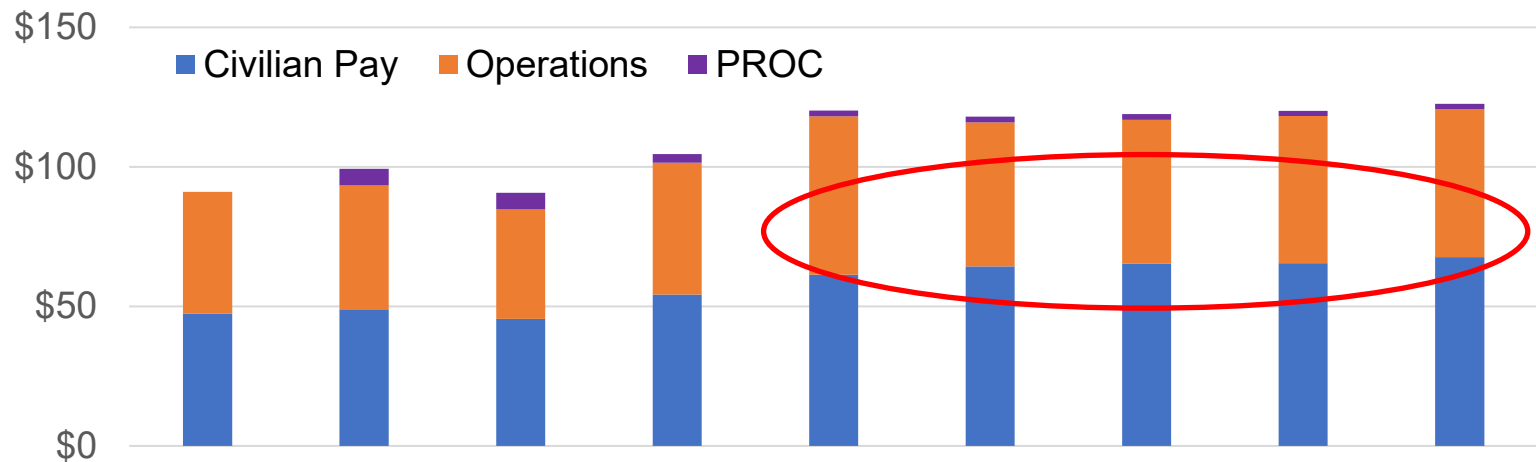
***Imagine, Create, and
Secure a Stronger Peace...***



**NATIONAL DEFENSE
UNIVERSITY**

Washington, D.C. 30

President's Budget Profile FY20-FY28



	FY20	FY21	FY22	FY23	FY24	FY25	FY26	FY27	FY28
Civilian Pay	47.4	49.0	45.5	54.3	61.3	64.3	65.4	65.5	67.7
Operations	43.7	44.3	39.2	47.2	56.8	51.7	51.5	52.7	53.0
PROC	-	6.0	6.0	3.1	2.1	2.0	2.0	1.9	1.9
Total	91.1	99.3	90.7	104.6	120.2	118.0	118.9	120.1	122.6
% Civilian Pay	52%	49%	50%	52%	51%	54%	55%	55%	55%
% Operations	48%	45%	43%	45%	47%	44%	43%	44%	43%
% PROC		6%	7%	3%	2%	2%	2%	2%	2%

FY23 Highlights



- Executing a FY23 \$5.7M Operations & Maintenance (O&M) program increase for facilities sustainment, restoration and modernization (FSRM)
- Leveraged a \$50M Congressional Appropriation to break ground on the Eisenhower Hall restoration and modernization project
- Completed an updated cost model that captures costs for support to reimbursable customers that delivers an additional \$1.8M
- Delivering a 16% increase in Civilian Pay execution from \$45.5M in FY22 to an estimated \$53M in FY23

Direct & Reimbursable Comparison



Year By Year Direct & Reimbursable Funding Comparison

	FY20	FY21	FY22	FY23
	Actuals	Actuals	Actuals	Projected
Direct	\$ 97,396	\$ 96,260	\$ 92,638	\$ 101,233
Reimbursable	\$ 17,351	\$ 15,827	\$ 18,031	\$ 21,225
	\$ 114,747	\$ 112,087	\$ 110,669	\$ 122,458

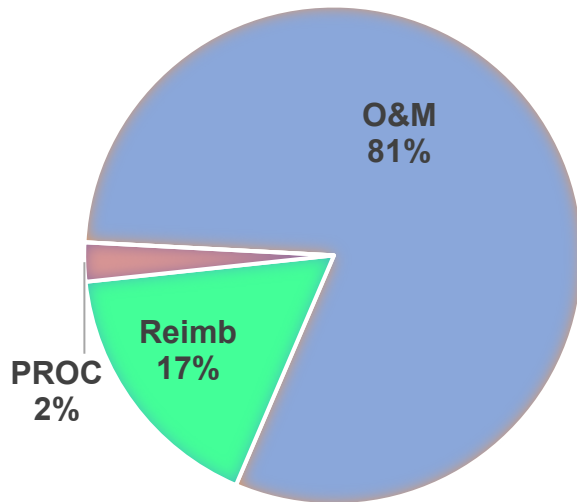
Year By Year Direct & Reimbursable Payroll Comparison

	FY20	FY21	FY22	FY23
	Actuals	Actuals	Actuals	Projected
Direct	\$ 46,118	\$ 47,232	\$ 45,655	\$ 53,000
Reimbursable	\$ 12,925	\$ 11,970	\$ 12,392	\$ 11,500
	\$ 59,043	\$ 59,202	\$ 58,047	\$ 64,500

FY23 NDU Funding - Sources and Uses



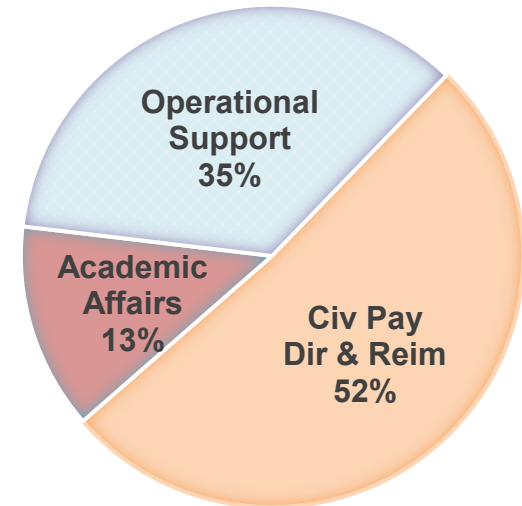
BY AUTHORITY



TOTAL SPENDING POWER
\$125.6M

Authority	Budget (\$M)
O&M Direct	\$101,233
Reimbursements	\$21,225
FY23/25 PROC - ITD	\$3,168
	\$125,626

BY EXPENSE



Budget (\$M)	Authority
\$64,500	Civilian Pay - Direct & Reim
\$16,729	Academic Affairs
\$44,397	Operational Support
\$125,626	

FY23 Unfunded Requirements



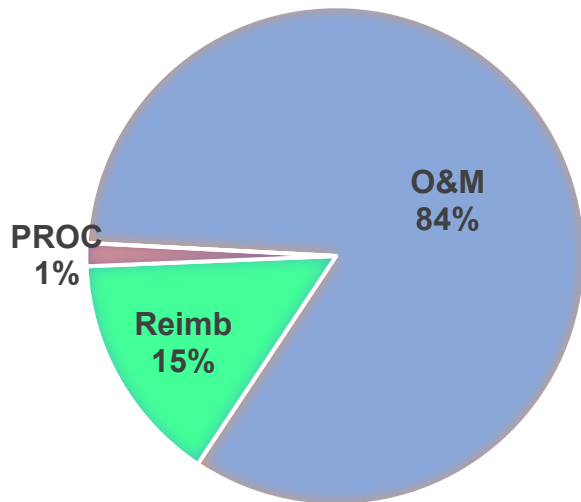
O&M ISSUE PAPERS TO OSD	
\$1.0M	CAPSTONE Backlog
\$420K	Satellite program - Backlog to fund Joint Professional Military Education (JPME)II at COCOM regions
\$1.42M	Total

PROCUREMENT	
\$3.3M	NDU Wireless Infrastructure Modernization
\$1.6M	Auditorium AV/IT Modernization - Arnold Auditorium (NWC)
\$1.6M	Classified Spaces - CAPSTONE SCIF Classroom
\$2.3M	Auditorium AV/IT Modernization - Clarke & Dieble Auditoriums
\$1.8M	Classified Space - North & South Campus SCIFs
\$0.5M	ITSM Upgrade (Service Now)
\$0.5M	Eisenhower Hall AV/IT Refit Estimate & Site Survey
\$11.6M	Total

FY24 NDU Outlook - Sources and Uses

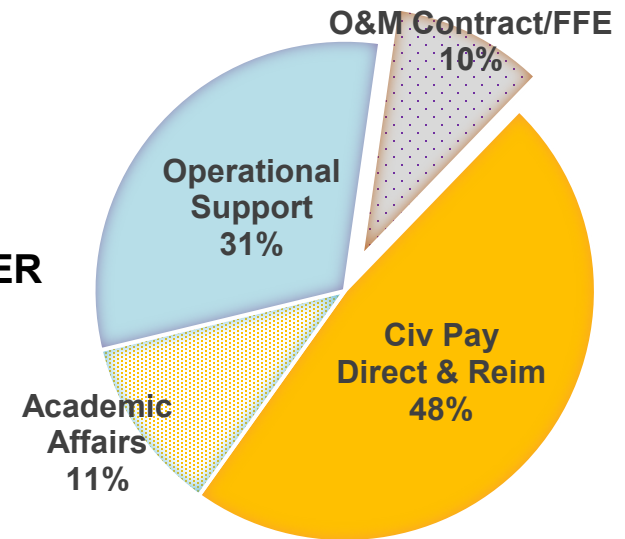


BY AUTHORITY



TOTAL SPENDING POWER
\$141.5M

BY EXPENSE



Authority	Budget (\$M)
O&M Direct	\$118,172
Reimbursements	\$21,225
FY24/26 PROC-ITD	\$2,106
	\$141,503

Budget (\$M)	Authority
\$67,405	Civilian Pay (Dir & Reim)
\$16,072	Academic Affairs
\$43,926	Operational Support
\$14,100	O&M Contract Maintenance/FFE
\$141,503	

Resource Challenges



NDU Average Work Year Cost (Programmed)			
	FY21	FY22	FY23
Direct	\$139,200	\$137,000	\$139,200

NDU Average Work Year Cost (Actual)			
	FY21	FY22	FY23 Current
Direct	\$154,036	\$159,286	\$161,453
Onboard	296	304	335
Authorized	374	392	391
Reimbursables	\$156,314	\$165,636	\$165,750
Onboard	98	84	82
Authorized	122	122	122

$$\text{AWC} = \frac{\text{Base Pay} + \text{Other Compensation}}{\text{Full-Time Equivalents}}$$

FY24 Unfunded Requirements



O&M

\$43M	Roosevelt Hall Restoration Modernization
-------	--

PROCUREMENT

\$2.7M	NDU Connect Enterprise Data Management - Student Information System & Enterprise Resource Planning Platform (Labor & Licensing)
\$4.8M	Auditorium Modernization - Lincoln, Hopper, Cerjan Auditoriums
\$5.5M	Eisenhower Hall - AV/IT System Installation
\$3.3M	Classified Spaces - Upgrade SCIF Infrastructure (North & South Locations)
\$0.5M	Complete ITSM and Wireless Modernization
\$16.8M	Total

Resourcing Strategies



- OSD/Joint Staff Year of Execution Mid-Year Spend Plan Execution
- OSD/Joint Staff FY25-29 POM Issue Papers
- Legislative Engagement
- Foundation Advocacy